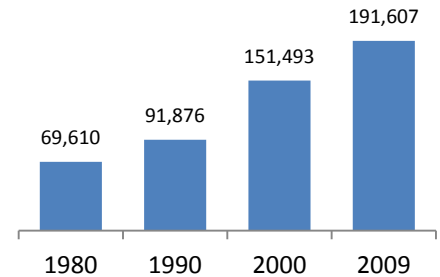


MICHIGAN



State's Rank by Arab American Population: **2**
 Census Estimate of Arab American Population: **191,607**
(see note below on Census undercount)

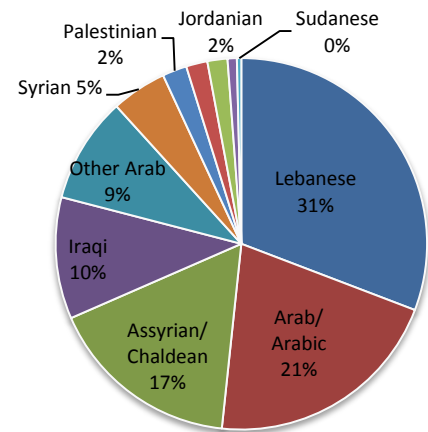


Growth Trends

The population who identified as having Arabic-speaking ancestry in the U.S. Census grew by more than 26% between 2000 and 2010. The number of Michiganders who claim an Arab ancestry has almost tripled since the Census first measured ethnic origins in 1980 and is among the fastest growing Arab populations in the country. It is estimated that the **statewide population, adjusting for under-reporting,* is over 500,000.**

How do Arab Americans Identify Themselves?

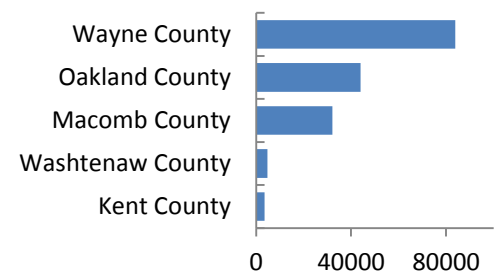
Primary ethnic identification is derived from responses to the ancestry question on the Census Bureau's American Community Survey. Census data on "Arabs" include the responses Lebanese, Syrian, Egyptian, Iraqi, Jordanian, Palestinian, Moroccan, Arab or Arabic, and the following countries collapsed as "Other Arab": Algeria, Bahrain, Djibouti, Kuwait, Libya, Oman, Qatar, Saudi Arabia, Tunisia, the United Arab Emirates, and Yemen.



We also include Arabic-speaking persons who identify as Assyrian/Chaldean, Somali or Sudanese, identities which are not aggregated as Arab in Census reports. In Michigan, roughly 1 in 3 Arab Americans in the state have Lebanese or Syrian roots. Since 1990, significant increases appear in the number of Michiganders who are of Jordanian and Egyptian descent. 21% of ancestry respondents chose the generic identity of "Arab/Arabic."

Immigration

Approximately **one-third of Arab Americans in Michigan are foreign-born**, many of whom arrived from Iraq after the Gulf War of 1991 and the Iraq War of 2003. Like California, Michigan is a preferred destination for new immigrants to the U.S.



Where do Michigan's Arab Americans Live?

Arab Americans in Michigan reside in **82 out of the 83 counties** in the state, with more than 80 % of the state's Arab American population residing in the three metro counties of Macomb, Oakland, and Wayne. Roughly one third of the city of Dearborn claims some Arab heritage.

Immigrants by Country of Origin

Iraq	36,727
Lebanon	20,319
Yemen	11,463
Jordan	3,797
Syria	3,343

**Research by AAI and Zogby International suggest that the number above is likely significantly lower than the actual number of Arab Americans in the state. The decennial Census identifies only a portion of the Arab population through a question on "ancestry" on the census long form. Reasons for the undercount include the placement of and limit of the ancestry question (as distinct from race and ethnicity); the effect of the sample methodology on small, unevenly distributed ethnic groups; high levels of out-marriage among the third and fourth generations; and distrust/misunderstanding of government surveys among recent immigrants.*

Source: 2005-2009 American Community Survey Rolling 5-Year Average – U.S. Census Bureau